

HARMAN®  
BY FORGE & FLAME

## Allure50 Pellet Stove



WHEN THE FINE LINES OF  
CONTEMPORARY DESIGN  
AND THE ENGINEERING  
EXCELLENCE OF HARMAN  
MEET, THE ALLURE50  
IS FORMED.

At its core, the Allure50 features the powerful  
performance and superior warmth Harman  
stoves are known for, paired with sleek style  
and exclusive technology.

**Pictured:** Allure50 in brushed stainless steel with glass front  
**Cover:** Allure50 in gloss white with glass front



# Allure50



Pictured: Allure50 in satin black

## Key Technologies



**EASY Touch Control**, Harman's easy-to-use, industry-leading touch control, provides one screen operation and access to optional menus such as scheduling, diagnostics, cleaning prompts and fuel gauges that give you complete control of your stove.



**Wireless Room Sensor** complements the EASY Touch Control system and gives you the most precise temperatures where you want to feel the heat.



**PelletPro™ Technology** is a patented system that makes it possible to burn any grade of pellet fuel with maximum heat and efficiency. A bottom-up feed system burns each pellet completely and allows for 24-hour heating.



**ESP Temperature Control** is featured on this stove which utilizes an Exhaust Sensing Probe (ESP) system to deliver precision heating control. ESP constantly monitors and adjusts heat output to maintain set room temperatures within one degree.

## Features

- Smart operation with EASY Touch Controls
- Near silence in whisper mode
- Room temperature regulated to within one degree
- Less loading with 41kg hopper capacity
- Elegant flame-reactive mirrored glass
- Multidirectional air flow provides complete warmth
- Temperature accuracy with wireless room sensor

## Options


- Satin black finish
- Brushed stainless steel, gloss black, gloss red, gloss white with glass front
- Direct vent wall pass-through
- Outside air kit
- Outside temperature kit
- Harman Protect Cast Iron Hearth Pad (matte black only)

## EASY Touch Control

The Harman EASY Touch Control is the most advanced control system ever created.

- Easy: Operate your stove quickly and easily with intuitive touchscreen controls
- Accurate: Maintain desired heat levels all day, every day and save fuel using the scheduling feature and wireless room sensor

- Smart: Monitor performance automatically and receive notifications when maintenance is needed
- Yearly Savings: Save money on heating bills with industry-leading technology and features and high efficiency



# Product Specifications

## Specifications

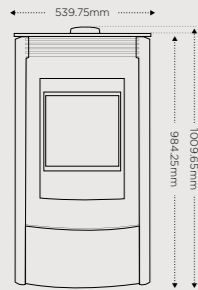
<b>BTU/hr Input</b>	52,600	<b>Hopper Capacity</b>	41kg
<b>Efficiency</b>	92% average	<b>Fuel Type</b>	Wood pellets
<b>Emissions</b>	0.3g/kg	<b>Venting Size</b>	3"
<b>Heating Capacity</b>	150-200m <sup>2</sup>	<b>Weight</b>	149kg

Harman recommends VisionLINE insulated pellet flue for all Harman products

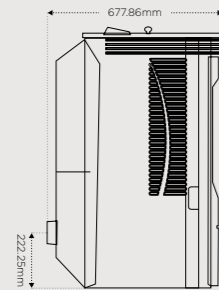
**visionLINE™**

## Unit Specifications

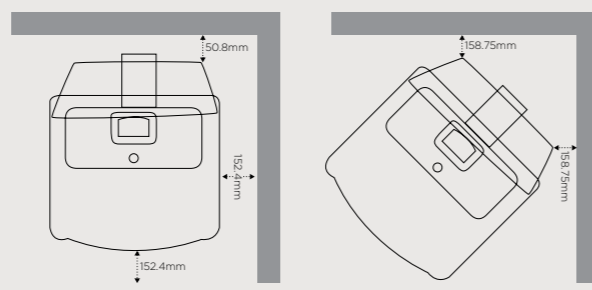
Front View



Side View



Clearance to Combustibles



Standard Installation

Corner Installation

Minimum Hearth Protection	Standard W650.9 x D644.5mm	Corner W914.4 x D914.4mm
---------------------------	-------------------------------	-----------------------------

\*Clearance specs are preliminary, AU/NZ specs to follow

## Colour options



Brushed stainless steel with glass front



Gloss black with glass front



Gloss red with glass front



Gloss white with glass front



Satin black (standard)

# A Standard of Excellence

In 1979, Dane Harman used his welding skills and design talent to build his first wood stove, setting the stage for a journey full of entrepreneurial energy and innovation. Built to a Standard, Not a Price has remained an unwavering promise since that first model and is exemplified today through Harman's multiple patents and industry awards. Harman heating solutions are built to withstand the test of time with reliable warmth and aesthetic elegance, staying true to Dane's dedication to optimal performance and engineering excellence.



**Limited Lifetime Warranty** The strongest in the industry, Harman provides a limited lifetime warranty on the most important aspects: firebox and heat exchanger.

Actual product appearance, including flame, may differ from image. Product specifications and pricing subject to change without notice. The images and descriptions in this brochure are provided to assist you in product selection only. Fuel density and pellet shape may affect hopper capacity. BTU/hr Input may vary depending on type of fuel used. Refer to installation manual for complete clearance requirements and specifications.

Fireplace, stove and insert surfaces get extremely HOT and can cause severe burns if touched. Keep a safe distance away. To learn more visit [www.harmanstoves.com/fireplacesafety](http://www.harmanstoves.com/fireplacesafety).

# HARMAN<sup>®</sup>

BY FORGE & FLAME

[www.forgenflame.com.au](http://www.forgenflame.com.au)

